

1 NON FIRE-RATED EXHAUST BOX FANS

Ventilation box fan

BESF16021EC2

BESF16021EC2

Box fan in 7 sizes – most can be selected with EC motor. Compact box fan targeted need for fast flow changes.



PRODUCT BENEFITS

- Compact
- Fast flow changes
- Reliable solution
- F wheels (forward curved blades)

Product description

DESCRIPTION

The BESF box fan is a fan with forward-curved F impeller and sound-damping insulation. BESF is available in 7 sizes: BESF146, -160, -180, -200, -225, -250, and -280.

For most sizes, a model with EC motor can be selected for more efficient operation. Get an overview of the individual sizes below.

TEMPERATURE

In normal operation, tolerates temperatures up to 60 °C.

Combustion-gas fan

If there is a need for a certified combustion gas fan, we draw your attention to the FSB box fan, described under the product group Fire Protection

Accessories

Désignations	Variants
MAC12 constant pressure regulator	MAC12
FLF200-Ø200, flex connection	FLF200
HW050X08002U0UL	EFC1P2

Fan data

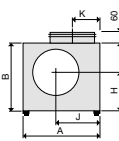
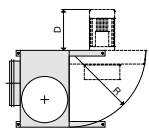
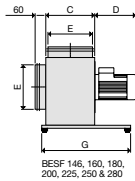
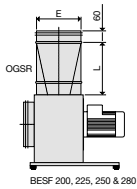
Max. Total efficiency (A-D) (%)	50,3
Ventilation energy class - Average climate	D
Efficiency level requirements	49, N (2015)
ECO efficiency level during optimal operating point	65,1
EC motor	EC motor with integral VSD
Nominal speed (RPM)	2800
Power supply	1x230 - 50 Hz
Overload protection	Integral thermal cutout (TP211) in motor power circuit
Engine power (kW)	0,75

Ventilation box fan

BESF16021EC2**BESF16021EC2**

Dimensional data

A (mm)	370
B (mm)	320
C (mm)	235
G (mm)	400
E Ø (mm)	200
Length (mm)	1,4
Weight (kg)	22



The BESF box fan can be mounted in various positions. Note, however, that the ventilator must not be positioned with the motor turned downwards.

Standard installation: A

Alternative installation options B/C/D:

NB:

During intermittent operation, there is a risk of condensation in the motor – use mounting method A or B
The BESF box fan must not be installed outdoors – here we refer to the outdoor version of the BESB (OD).

Airflow data

Max. airflow (m ³ /h)	1475
----------------------------------	------

Electrical datas

Frequency (Hz)	50
Max. current (A)	3,8
Max. power	0,66
Engine power (kW)	0,75
Motor Amp/kW	0,8 / 0,09

Regulatory data

Ventilation energy class - Average climate	D
--	---

3 NON FIRE-RATED EXHAUST BOX FANS

Ventilation box fan

BESF16021EC2

BESF16021EC2

Installation



BESF box fans are made from Aluzinc® AZ185 class C4 in accordance with EN/ISO12944-2 and sound and condensation-insulated with 30 mm mineral wool.

As standard, BESF can handle gas temperatures up to 60°C.


When used as a smoke extract fan:
 BESF146-180 can as standard withstand up to 200°C for 60 min.
 As standard, BESF200-280 can handle up to 300°C for 60 min.

If certified fire gas fan is to be used, we refer to the FSB fan

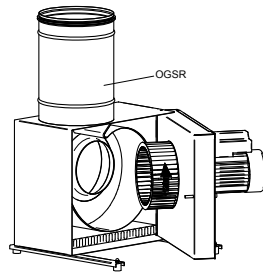
The fan impeller is an F-impeller made from galvanised steel.

It has forward-curved blades, which means that the box fan is able to generate a high pressure for its compact size.

The spigots on BESF have rubber gaskets to ease mounting of ducts.



To minimise noise and vibration, the box fan is fitted as standard with efficient vibration dampers mounted on brackets.



To minimise system pressure drop when connecting to a duct system, we recommend the use of an OGSR transition piece (accessory).

OGSR is a specially developed circular transition piece with integral guide panels; it can be supplied for BESF200, 225, 250 and 280 and allows maximum capacity and efficiency to be achieved.

OGSR is not available with other BESF models.

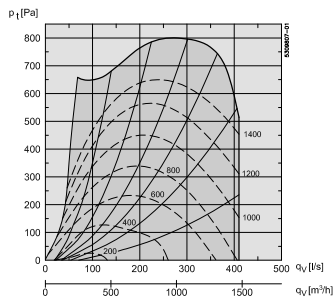


BESF box ventilators have their motor connected directly to the ventilator impeller.

BESF box fans are available with four types of motor:
 > EC-motor
 > Single-phase AC motor

The motors are made to protection class IP54 and all materials are as a minimum class F (155 °C). All motor types have integral current overload protection.

Curve



As standard, BESF can handle gas temperatures up to 60°C.